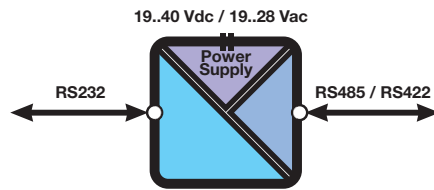




Z107

RS232 ↔ RS485/422 SERIAL CONVERTER



Z107 allows a transparent conversion and isolation of RS485/RS422 serial line into RS232 and viceversa.

The RS232 connection is available both on terminals and RJ10 connector. As well the RS485 connection is available both on terminals and back side connector.

TECHNICAL SPECIFICATIONS

General Data

Power supply	19..40 Vdc, 19..28 Vac 50..60 Hz
Power Consumption	2,5 W
Isolation	1.500 Vac (3 way)
Status Indicator	Power supply, RST signal status, data transmission, data reception
Protection Degree	IP20
Operating Temperature	0..+55 °C
Dimension (W x H x D)	17.5 x 100 x 112 mm
Weight	200 g
Enclosure	PBT
Connections	Removable terminal block, max wire size 2,5 mm ²
Mounting	35 mm DIN rail guide

Communication, Memory Process

Interface	RS232 on RJ45 frontal connector RS485/RS422, removable terminal block with screw type connection
Operating ways	2 wires Half Duplex, point to point, multidrop
Direction change	Automatic timing, command from RTS on RS232 interface
Speed	Up to 115 kbps
Protocol	ModBUS RTU slave
Distance	Up to 1.200 m

Configuration

DIP switches	Speed, communication, change of direction
--------------	---



Standard

Approvals	CE, UL-CSA
Norms	EN 50081-2, EN 55011, EN 50082-2, EN 61000-2-2/4, EN 50140/141, EN 61010-1, EN 60742

ORDER CODES

Code	Description
Z107	DIN rail RS232 - RS485/422 serial converter, 19..40 Vdc / 19..28 Vac

ACCESSORIES & SOFTWARE

	
Z-PC-DIN Backplane for power & bus communication	Z-SUPPLY Switching power supply

SIMILAR PRODUCTS

		
S107P RS232 - RS485/422 serial converter, desk version	K107B RS232/RS485 serial converter	K107USB RS485 ↔ USB serial converter